



# Instructions for participants


# Content



- [Important information](#)
- [Technical requirements](#)
- [Logging in to the platform](#)
- [Personal profile administration](#)
- [Programme](#)
- [Live stream](#)
- [Virtual exhibition](#)
- [Networking](#)
- [Helpdesk](#)

# Important information




- Fill in your personal profile when you first log in to the platform
- Manage your personal programme using the  icon next to every session or lecture
- Visit the virtual **EXHIBITION** and our partners' and exhibitors' booths
- Connect with other participants using **NETWORKING**
- In case of any technical difficulties, please contact **HELPDESK**



# Technical requirements



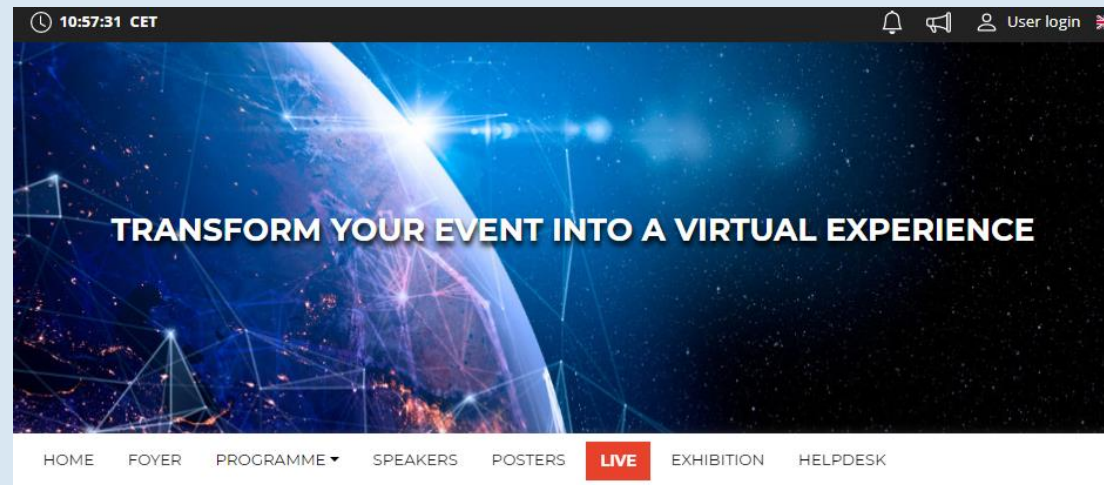
- Please comply with the minimum system requirements for the proper functioning of the virtual platform:
  - Microsoft Windows and Mac OS (***other devices may not be fully supported***)
  - Updated Google Chrome, Microsoft Edge or Safari web browser
  - Headphones with a microphone are recommended
  - Stable internet connection without blocked ports (***minimum speed 10/10Mbps***)
  - Always prefer using a personal computer over another device (mobile phone, tablet)



# Logging in to the platform



- To log in to the virtual platform, click [here](#)
- In the top right corner, select **Login**








- Log in using your **e-mail and password**
- The first time you log in, you will be asked to enter the password that was sent to the **e-mail address you used to register** – you can change your password later in your personal profile

# Personal profile administration



- Please fill in your personal profile and upload your photo
- Manage your profile under the field with your name – “Personal page”
- On your personal page, you can find:

-  Personal data, CV, Social networks
-  Networking
-  News
-  Notifications
-  Personal programme

HOME Foyer PROGRAMME ▾ SPEAKERS POSTERS **LIVE** EXHIBITION CONGRESS BAG HELPDESK

LIST OF PARTICIPANTS

Networking  
News  
Notifications  
Personal programme  
**Personal data**  
Description  
Interests  
Social networks  
Upload presentation  
Settings

**Titles before:**

**Firstname:**

**Surname:**

**Titles after:**


**Function:**

**Company:**

**Country:**

**Email address:**

**Phone:**

 [Upload](#) [Delete](#)

[Save changes](#)

# Programme



- The programme can be filtered by day or by lecture hall. You can search for a specific lecture using the "Search" button
- For more information or for joining a discussion, click on the title of the session or the lecture

HOME Foyer PROGRAMME ▾ SPEAKERS POSTERS **LIVE** EXHIBITION CONGRESS BAG HELPDESK

LIST OF PARTICIPANTS

Select day: 01.12.2022 - Thursday Select hall: All halls Tags filter

09:30 - 10:30 Virtual Hall 1

Session 2

Chairs: Jan Kolář

Tags: DEM

09:30

Presentation 1

Speakers: Jakub Novák

Tags: DEM

09:50

Presentation 2

Speakers: Manuela Mazzarella

Tags: DEM

10:10

Presentation 3

Speakers: Matyáš Rajtorek

Tags: DEM

Info

Presentation 1

Session 2

01.12.2022 09:30

Virtual Hall 1

Tags: DEM

Speakers:

Jakub Novák

Rating: ☆☆☆☆☆

Personal programme: ❤️

Info Discussions

Lorem ipsum is simply dummy text of the printing and typesetting industry. Lorem ipsum has been the industry's standard dummy text ever since the 1500s, when an unknown printer took a galley of type and scrambled it to make a type specimen book. It has survived not only five centuries, but also the leap into electronic typesetting, remaining essentially unchanged. It was popularised in the 1960s with the release of Letraset sheets containing Lorem ipsum passages, and more recently with desktop publishing software like Aldus PageMaker including versions of Lorem ipsum.

Close


# Live stream



- The current live stream can be found under the **LIVE STREAM** button

HOME **FOYER** PROGRAMME ▾ SPEAKERS POSTERS **LIVE** EXHIBITION CONGRESS BAG HELPDESK

- After clicking on the selected virtual room, the live stream from the selected lecture hall will play
- While watching you can:
  - View full screen presentation
  - Ask questions in the chat
  - Ask questions live
    - Wait for the moderator to connect you to the live stream
    - It is not guaranteed you will be able to ask questions
    - The selection of people asking questions always depends on the moderator of the session





# Virtual exhibition




- You can view booths of all exhibiting companies in the Virtual Exhibition
- In the booths, you can find:
  - Contact person
  - Information on the company
  - Videos
  - Documents to download
  - Chat or Video Chat
  - Links to social networks



# Networking




- The “Networking” function enables you to communicate with other participants
- Using Networking:
  - You can access Networking by clicking at the  icon in the top right corner of the screen
  - You can then search for participants and send them a message
  - If you don’t want to be messaged, you can turn off the networking feature in your profile settings
- We don’t share any contact details or personal information and communication is managed only through the virtual platform



# Helpdesk



- If you encounter any technical difficulties and require assistance, contact us via **HELPDESK**
- Write your message in the chat window and click on the “Send” button; this will add your question to the queue and a member of our technical support will reply promptly
- The opening hours of **the technical support chat** can be found in the Helpdesk
- There you can also find additional information



Helpdesk

Matyáš Rajtora  
vCard

Informace Video Dokumenty Chat

Odeslat